





Setting up *My Account for Individuals* with the Canada Revenue Agency

My Account for Individuals is a secure online portal set up by the federal government that lets you view your personal income tax and benefit information online.

What you'll need to get set up

When setting up CRA's *My Account for Individuals*, you will need to provide the following personal information:

	your social insurance number;
	your date of birth;
	your current postal code or ZIP code; and
	an amount you entered on your income tax and benefit return. Make sure to have your return on-hand (the line requested will vary and it could be from the current tax year or the previous one).

Steps to get started

To get started, visit the [My Account](#) page on the CRA's website and follow the steps outlined here.

- 1 Scroll down to Option 2 and click on **CRA register** as circled below.



- 2 Due to the high volume of requests, the CRA is asking individuals to register on a specific day, based on birth date. When you're ready to proceed, click on CRA register.

Birth month	Apply dates
January - March	Mondays
April - June	Tuesdays
July - September	Wednesdays
October - December	Thursdays
Any month	Fridays, Saturdays, and Sundays

- 3 You'll then be guided through a series of questions where you'll be prompted to input the personal information as noted at the top of this page to create your **User ID** and **Password**.
- 4 Then, you'll be asked to create your security questions and answers. You can also decide if you want a persistent cookie added to your computer. This will allow you to access CRA Login Services using that same computer later without being asked for more identification.



- 5 Once you have completed the process above, you'll be provided with a security code via Canada Post mail. This will take approximately 10 business days to receive. Note that the CRA security code has an indicated expiry date. Follow the provided instructions before the code expires, or you'll have to contact the CRA to have a new CRA security code issued to you.
- 6 After you complete the registration process, you'll have access to limited tax information on your CRA My Account. After you enter your CRA security code, you'll have access to the full suite of services available in your CRA My Account.
- 7 Login again by using the link provided at the beginning of this document and select **CRA login**. Enter your CRA User ID and password. When prompted, enter your CRA security code.

Option 2 - Using a CRA user ID and password

Log in with your CRA user ID and password, or register.

[CRA login](#) [CRA register](#)

We're here to help

We understand that you want to be agile and responsive as the situation unfolds. Having access to experts, insights and accurate information as quickly as possible is critical—but your resources may be stretched at this time.

We're here to support you as you navigate through the impacts of coronavirus on your business and your investments.

Grant Thornton LLP wants to caution that these rules are still new and continue to evolve as the government continues to re-evaluate the economic impact caused by the COVID-19 pandemic. We may still see changes to these measures—as well as new measures—as the government attempts to address the issues that have been raised by us and the tax community. Therefore, any analysis included herein, reflects our knowledge as of the date and time of this email and may no longer be applicable if changes do occur and you should proceed with caution before making any decisions.

Visit our [COVID-19 Hub](#) for timely information and resources and connect with your [Grant Thornton advisor](#) to learn more.

